

FLOWEXPO®

The 21st China (Guangzhou) International Pumps, Valves and Pipes Exhibition 2018

Post Show Report



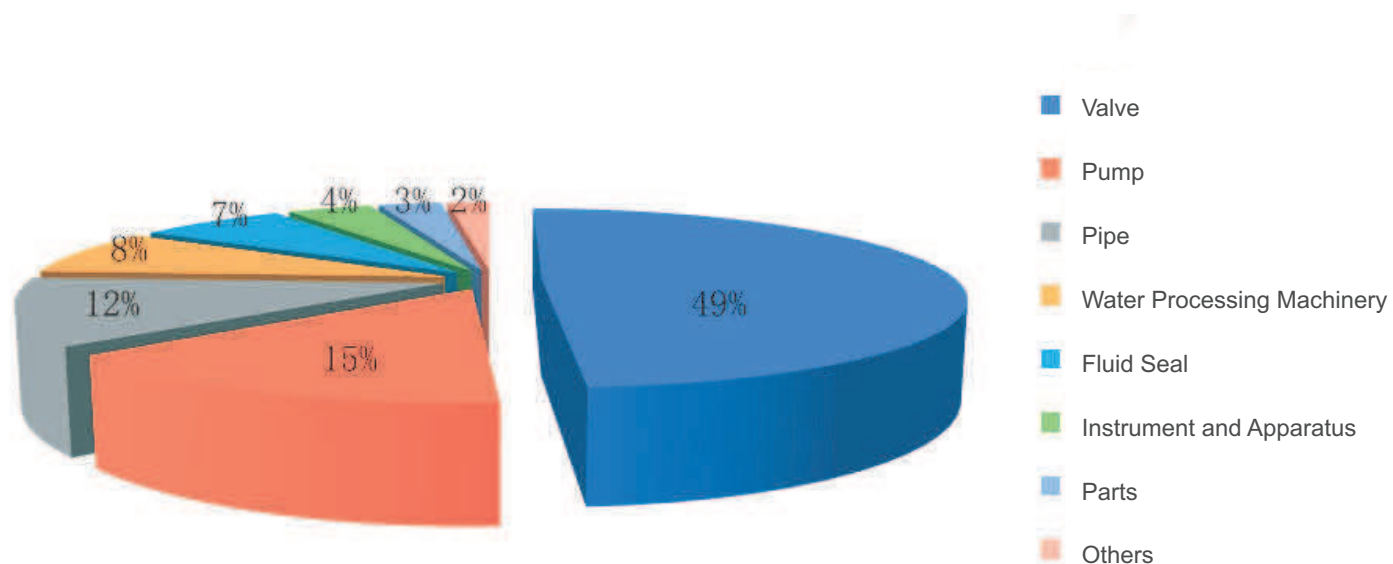
Profile

Date:	9 th -11 th May, 2018
Venue:	China Import & Export Fair Complex, Area C
Exhibition Area:	10,400sqm (9,300sqm for Chinese exhibitors and 1,100sqm for overseas exhibitors)
Exhibitors:	305 (273 from China and 32 from overseas)
Visitors:	12,421 (9470 from China and 2951 from overseas)
Concurrent events:	12
Participants:	1,496 (including 1,237 from China and 259 from overseas)

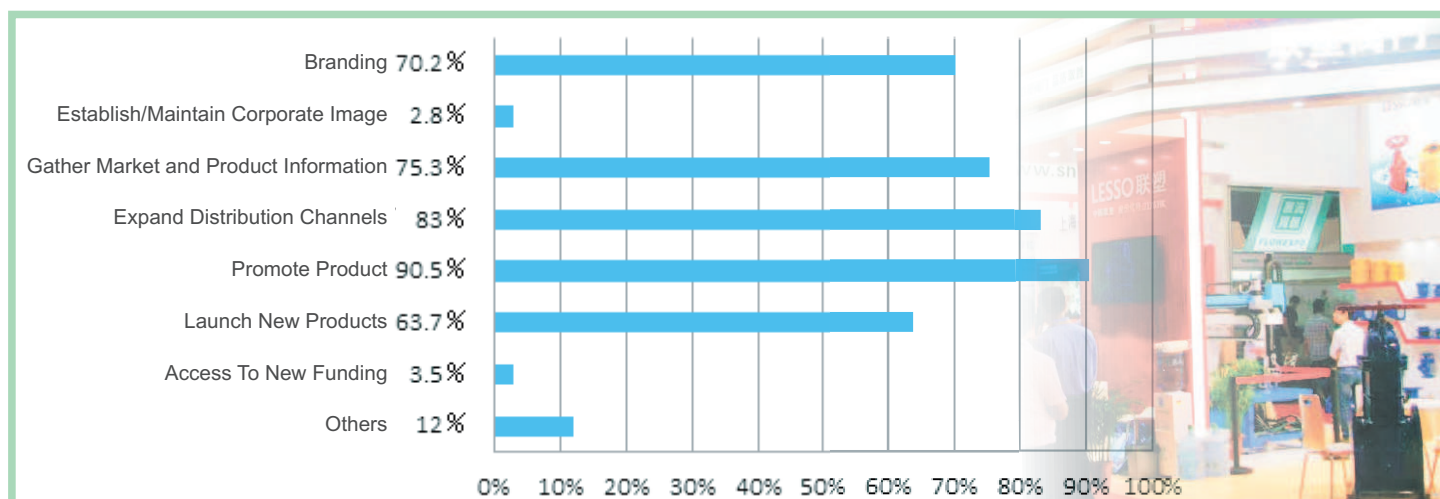


Exhibitor Analysis

1.Exhibits Categories



2.Exhibiting Goals



3.Survey For Exhibitors

Exhibitors achieved economic benefits	91%
Exhibitors achieved brand improvement	83%
Exhibitors satisfied the high quality buyers	90.5%
Exhibitors satisfied the buyers quantity	87.7%
Exhibitors planning to participate again in 2019	70.2%



4.Estimated Turnover In 2018

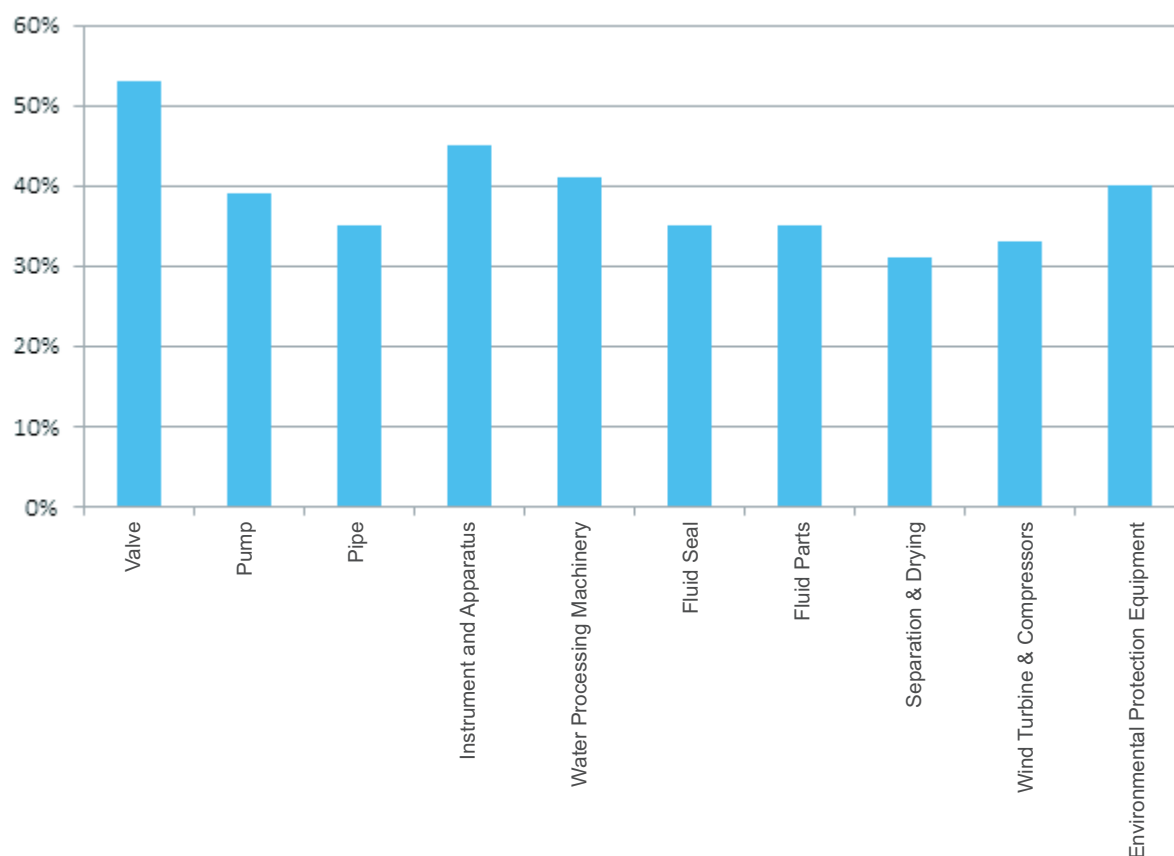
According to the datas from exhibitors, this exhibition helped create about RMB 113 million intended turnover, over 35.1% is for expotation

5.Testimonials From Exhibitors

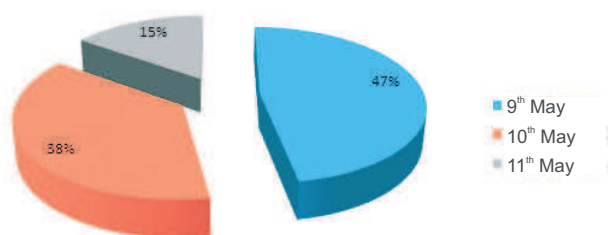
The exhibitors wildly believe exhibition organizer providing high efficiency with attentive service. 95.3% exhibitors achieved their objectives.

Visitors Analysis

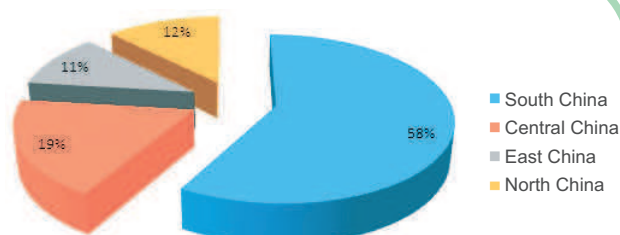
1.Products That Visitors Interested In



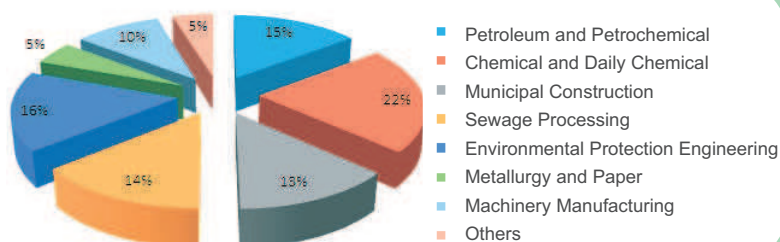
2.Visitors by Date



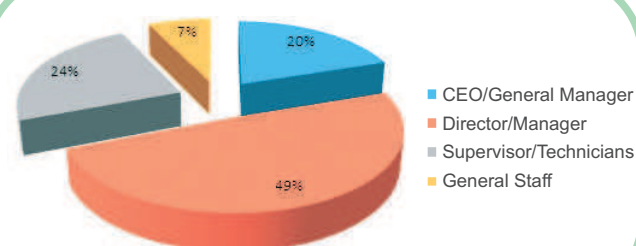
3.Visitors by Regions



4.Visitors by Industry



5.Visitors by Job Title



6.Testimonials From Visitors

From 9th May to 11th May 2018, there are totally 12,421 visitors. 80% from China, 20% from overseas, they are from Japan, Korea, India, Dubai, Thailand, Malaysia, Vietnam, UK, Germany, Sweden, Russia, Italy, Spain etc. According to the sample survey, 90.2% visitors gained enough market information and would attend again in 2019.



See You Next Year

Date: 16th -18th May , 2019
 Venue: China Import & Export Fair Complex, Area C
 Web: www.flowexpo.org
 Email: flowexpochina@yeah.net
 Contact: Alex Ho
 Mobile: +86-17702000646